

L247 / L248

New lightweight transport (Companion) chair

Lightweight aluminum frame provides an extra ease for attendants to transport users. Extreme lightweight and compact size make the handling and storage in the car trunk easily even for the elderly.



L247










L248

Features

- Lightweight aluminum frame
- Fixed arms
- Swingaway footrests with plastic footplates, Invacare compatible
- Nylon seat and backrest
- 8" x 1" solid castors
- 8" x 1" solid tired rear wheels
- Limited lifetime warranty on frame
- Elevating legrests optional
- Safety belt optional

Dimensions (cm/in)

(kg/lb)

												
	seat	seat	seat	arms	back	footrests	footrests	overall dimensions (w/o front rigging)			total weight (w/o front rigging)	
adult	48/19	40/16	48/19	28/11	44/17.5	38/15	51/20	104/41	94/37	58/23	24/9 1/2	8.6/19
narrow	43/17	40/16	48/19	28/11	44/17.5	38/15	51/20	104/41	94/37	53/21	24/9 1/2	8.2/18